

TECHNICAL SPECIFICATIONS

Lamp Type	XeCl Lamp
Light Wavelength	308nm
Optical Power Density	30mW/cm ² ±20%
Fluence	30-4200mJ/cm ²
Spot Size	Max. 16cm ²
Treatment Time	1s~140s
Erythema Test Dose	3s/6s/9s/12s/15s/18s/21s/24s/27s
Work Mode	Continuous
Dimensions(L×W×H)	27×24×26cm
Power Requirement	100-240V, 47-63Hz

Technical specifications are subject to change without notice.



308nm EXCIMER SYSTEM

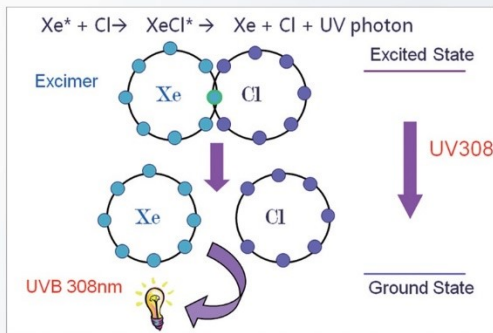
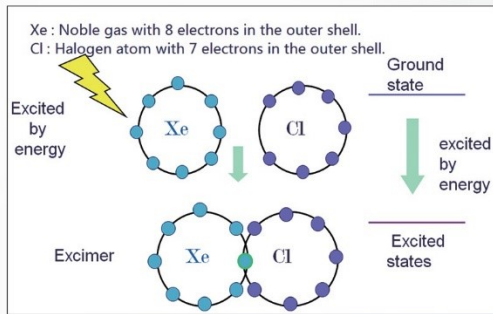
The Portable, Highly Effective Solution for Monochromatic UVB Therapy

Psoriasis
Vitiligo
Eczema
Dermatitis



TREATMENT PRINCIPLE

Cl atoms and Xe atoms in the sealed handpiece form the unstable XeCl excimer under the action of high frequency electric field, and this excimer is extremely unstable to naturally radiate 308 nm single wavelength excimer light in the process of transferring from quasi-molecular state into atomic state, which is mainly used for psoriasis, vitiligo and other diseases treatment.



PRODUCT FEATURES

1. The 308 nm single wavelength excimer light output via the medium XeCl
2. High dose, highly effective and fast results
3. Targeted treatments, maximum protection of healthy skin
4. Up to 16cm² spot size for short treatment times of larger areas, fast treatment
5. Multiple spot sized output windows to meet different body parts treatment demand in clinic practice
6. No replacement consumables, low maintenance cost
7. User- friendly Interface, convenient and easy to operate
8. Handheld designed excimer system, mobile for therapy

INDICATIONS



Vitiligo, psoriasis, seborrheic dermatitis, atopic dermatitis, allergic dermatitis and other dermatitis, pityriasis rosea, urticaria, generalized and chronic eczema, and skin pruritus, etc.



Excimer System vs. Excimer Laser

Device	Excimer System	Excimer Laser
Wavelength	308nm	308nm
Clinical Results	identical	identical
Acquisition Cost	low	high
Maintenance Cost	minimum	high
Weight	mobile and handheld system	>60kg

308nm EXCIMER SYSTEM OPERATION



CLINICAL PHOTOS

