



PREMILL

CUSTOM ABUTMENT



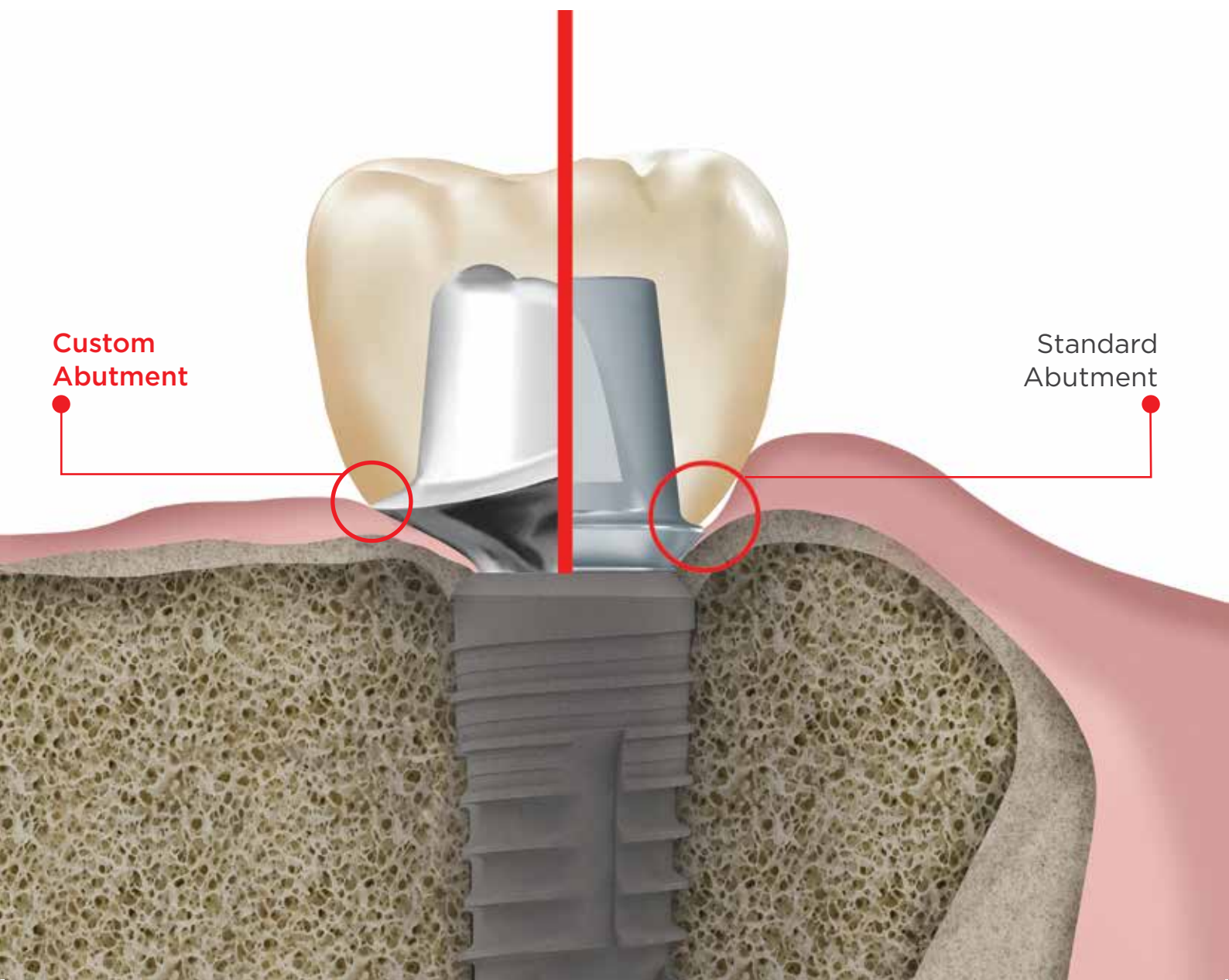
Premill Custom Abutment

Premill custom abutments are completely "patient-specific" abutments produced according to the dimensions of the patient's teeth and gum. Custom abutments are designed and produced specifically for the patient using CAD/CAM technology taking into account the angle of the implant applied to the patient, the shape and structure of the gum and its relationship with the surrounding tissues.




Compatible with all implant systems, custom abutments offer several advantages compared to standard abutments;

- Perfect fit between implant-abutment-gum,
- Solving problems regarding angle, location and anatomy,
- An ideal gum and neck line,
- A broad range of material options,
- Price advantage,
- Aesthetical superiority.



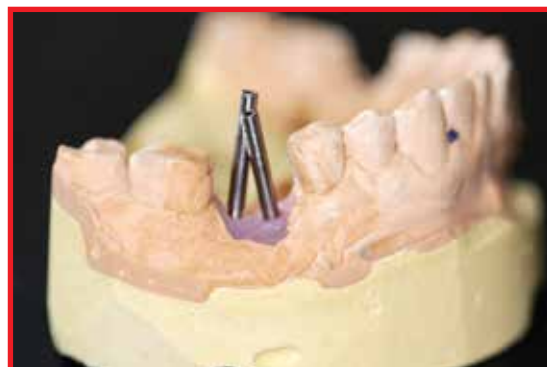
The production with CAD/CAM technology has 3 stages;

- Scanning the measurements taken from the patient or scanning the prepared implant cast using a 3D scanner,
- Designing abutment dimensions according to the patient's need using CAD software,
- Using CAM system to produce completely a patient-specific custom abutment.



Custom abutment production stages;

- 1-) The anatomic structure of the patient is measured, including the angle of the abutment for the implant to be placed, its relationship with the dental arch and surrounding teeth.
- 2-) The dental cast prepared according to the patient's measurements is scanned using special 3D software, and is designed to fit the patient's gingival form, and a custom abutment form is obtained. Thus, high tissue stability is achieved and functional lifetime of the restorations is prolonged with the use of custom abutments manufactured to suit the patient's soft tissues.
- 3-) To guarantee a perfect fit between implant and abutment, pre-milled titanium materials are precisely machined using CAM technology.





Implance Premilling Center performs production at world standards owing to its high-precision superior technology.

Custom abutments are produced as designed without margin of error as they are machined with pre-mills with internal connections. Therefore, a perfect abutment-to-implant fit is achieved.

Our values for the production of Custom Abutments with a perfect fit are;

The Right Material
Precise Workmanship
Quality Control

Custom abutments produced at Implance Premilling Center are strictly inspected throughout the whole process from design to production.

- Products are manufactured using 7-axis CNC machines working with micron accuracy.
- Products manufactured are sent to the quality control department along with their drawings, and 100% measurements of all products are taken.
- Measurements are performed by quality control experts using digital calipers, measuring microscopes with micron accuracy, and profile projectors.
- A cross-check system is used during the controls, that is, a product that has been checked is re-checked by another person.
- Finally, products that pass all checks are automatically re-measured by high precision 3D measuring devices.

Implance Premilling Center also offers extra savings on time and money to dentists in addition to increased patient satisfaction.



